



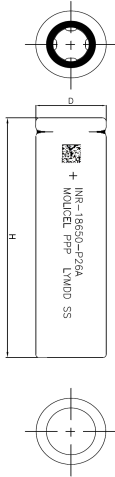
**LITHIUM-ION RECHARGEABLE BATTERY**

**PRODUCT DATA SHEET**  
**MODEL INR-18650-P26A**

**CELL CHARACTERISTICS**

<b>Capacity</b>	<b>Typical</b>	<b>2600 mAh</b> <b>9.5 Wh</b>
<b>Cell Voltage</b>	<b>Nominal</b>	<b>3.6 V</b>
	<b>Charge</b>	<b>4.2 V</b>
	<b>Discharge</b>	<b>2.5 V</b>
<b>Charge Current</b>	<b>Standard</b>	<b>2.6 A</b>
	<b>Maximum</b>	<b>6.0 A</b>
<b>Charge Time</b>	<b>Standard</b>	<b>1.5 hr</b>
<b>Discharge Current</b>	<b>Maximum</b>	<b>35 A</b>
<b>Internal Resistance</b>	<b>AC (1 KHz)</b>	<b>20 mΩ (Max)</b>
<b>Ambient Temperature</b>	<b>Charge</b>	<b>0°C to 60°C</b>
	<b>Discharge</b>	<b>-40°C to 60°C</b>
<b>Energy Density</b>	<b>Volumetric</b>	<b>535 Wh/l</b>
	<b>Gravimetric</b>	<b>190 Wh/kg</b>

**PHYSICAL CHARACTERISTICS**

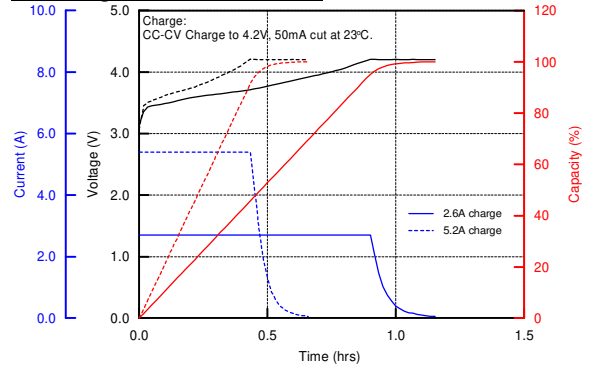


<b>Shape</b>	<b>Cylindrical</b>
<b>Can</b>	<b>Steel</b>
<b>Diameter</b>	<b>18.6 mm (Max)</b>
<b>Height</b>	<b>65.2 mm (Max)</b>
<b>Weight</b>	<b>50 g (Max)</b>

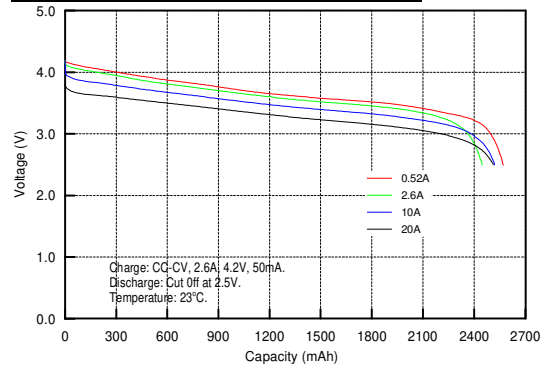
The information contained herein is for reference only and does not imply a performance guarantee or a product warranty. Specifications and characteristics are subject to change without prior notice.

For application specific information, please contact E-One Moli Energy Sales and Applications or the nearest MOLICEL® recognized agent.

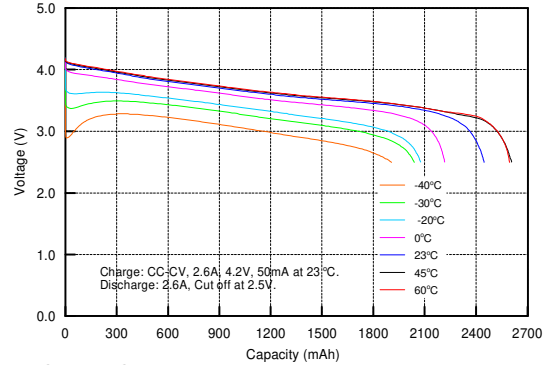
**Charge Characteristics**



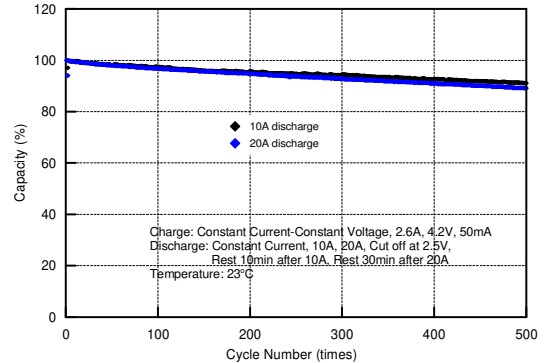
**Discharge Rate Characteristics**



**Discharge Temperature Characteristics**



**Cycle Characteristics**



**Taiwan Facility**  
10 Dali 2nd Rd., Shan-Hwa,  
Tainan City, Taiwan, R.O.C.  
Tel: 886-6-505-0666  
Fax: 886-6-505-0777  
<mailto:service@molice.com>  
<http://www.molice.com>

**Canada Facility**  
20 000 Stewart Crescent  
Maple Ridge, BC, Canada, V2X 9E7  
Tel: 1-604-466-6654  
Fax: 1-604-466-6600  
<mailto:molice@molice.com>  
<http://www.molice.com>

**Headquarters**  
10F, 113, Sec.2, Zhung Shan N Rd.,  
Taipei, Taiwan, R.O.C.  
Tel: 886-2-2567-3500  
Fax: 886-2-2567-6500